



Premium Pivot Doors by VistaView

TURN ENTRY WAYS EXTRAORDINARY

HEAVY DUTY ASSEMBLY MEETS SLEEK DESIGN

The result? A breath-taking oversized pivot door that connects trusted security with smooth operation. Featuring heavy duty corner key assembly and stainless European pivots, VistaView's premium pivot door makes for an unforgettable first impression. Our Pivot technology and state-of-the-art engineering allow for larger, much heavier panels without sacrificing ease of operation.



FEATURES

- Impact or Tempered
- Double weatherstripping
- Opens with the push of a finger
- Self-closing options available
- All stainless, European pivots
- Heavy duty concealed corner assembly
- High-grade stainless-steel assembly fasteners
- Design Pressure: +/-100 psf
- Custom colors available

BUILDING CODE STANDARDS






Our pivot doors meet rigorous building code standards.

- Florida Building Code



DOOR FINISHES

MAXIMUM DOOR SIZE 78" x 120"

-  Clear anodized
-  Coal Black
-  Bermuda Bronze
-  Mahogany wood grain
-  Bone White

HANDLES



ALDORAGLASS.COM/SHOP/VISTAVIEW-WINDOWS-DOORS

4270 CORAL RIDGE DRIVE, SUITE 100, CORAL SPRINGS, FL 33065 | 954.784.6900